INT	
00	* PWF
01	* LKM
02	* RTC
3	
4	PTR
5	PTP
6	TY
7	* CP1
8	
9	∝ Disp. MCU3-V24
A	SLCU2S RCD IN
B	" TMD OUT
C	AMA8 RCD IN
D	" TMD OUT
E	
F	
10	DD X1215
1	FD
2	
3	MT
4	TK
5	CR
6	
7	LP X1425
8	LP Versatec
9	ALCU4 IN
A	" out
B	" IN
C	" OUT
D	
E	
F	
20	DD BOM

00		
01	LP-Versatec	
02	DD rem 1	
03	FD	
04	MT	
05	TK 1	
06	CR	
07	LP	
08		
09		
0A	SLCU 2S	IN
0B	"	OUT
0C		
0D		
0E		
0F		
10	TY	
11	DD BOM 1	
12	DD rem 2	
13	FD	
14	MT	
15	TK 2	
16	AMA 8	
17	d	
18		
19	ACCU 4	IN
1A		OUT
1B	"	IN
1C		OUT
1D		
1E		
1F		
20	PTR	
21		
22	DD fix 1	
23	FD	
24	MT	
25	TK 3	
26		
27		
28		
29		
2A		
2B		
2C		
2D		
2E		
2F		

30	PTP
31	DD BOM 2
32	DD fix 2
33	FD
34	MT
35	
36	
37	
38	
39	
3A	
3B	
3C	
3D	
3E	
3F	

CC

0	0	0	PWF	20	0	32	BIGD
	1	1	LKM		1	33	
	2	2	RTC		2	34	
	3	3	FPP		3	35	
	4	4	PTR		4	36	DIOC IN
	5	5	PTP		5	37	DIOC OUT
	6	6	CONS.TTY TY10		6	38	ADC
	7	7	CP1		7	39	1.
	8	8	MCU3 V24		8	40	
	9	9	TY17		9	41	
	A	10	SLCU-R		A	42	
	B	11	SLCU-T		B	43	
	C	12	AMA8		C	44	
	D	13	~~AMA8~~		D	45	
	E	14	MCU3 PTP		E	46	
	F	15	MCU3 PTR		F	47	MMU
1	0	16	CDD	30	0	48	
	1	17	FD		1	49	
	2	18			2	50	
	3	19	MT		3	51	
	4	20	TK		4	52	
	5	21	CR		5	53	
	6	22			6	54	
	7	23	LP07		7	55	
	8	24	LP01		8	56	
	9	25	ALCU		9	57	
	A	26			A	58	
	B	27			B	59	
	C	28			C	60	
	D	29			D	61	
	E	30			E	62	
	F	31			F	63	

LEV	IR	DEV
0	00	
1	01	
2	02	
3	03	
4	04	
5	05	
6	06	
7	07	
8	08	
9	09	
10	0A	
11	0B	
12	0C	
13	0D	
14	0E	
15	0F	
16	10	
17	11	
18	12	
19	13	
20	14	
21	15	
22	16	
23	17	
24	18	
25	19	
26	1A	
27	1B	
28	1C	
29	1D	
30	1E	
31	1F	

LEV	IR	DEV
32	20	
33	21	
34	22	
35	23	
36	24	
37	25	
38	26	
39	27	
40	28	
41	29	
42	2A	
43	2B	
44	2C	
45	2D	
46	2E	
47	2F	
48	30	
49	31	
50	32	
51	33	
52	34	
53	35	
54	36	
55	37	
56	38	
57	39	
58	3A	
59	3B	
60	3C	
61	3D	
62	3E	
63	3F	

P800
HW Interrupt

LEV	IR	DEV	LEV	IR	DEV
0	00		32	20	
1	01		33	21	
2	02		34	22	
3	03		35	23	
4	04		36	24	
5	05		37	25	
6	06		38	26	
7	07		39	27	
8	08		40	28	
9	09		41	29	
10	0A		42	2A	
11	0B		43	2B	
12	0C		44	2C	
13	0D		45	2D	
14	0E		46	2E	
15	0F		47	2F	
16	10		48	30	
17	11		49	31	
18	12		50	32	
19	13		51	33	
20	14		52	34	
21	15		53	35	
22	16		54	36	
23	17		55	37	
24	18		56	38	
25	19		57	39	
26	1A		58	3A	
27	1B		59	3B	
28	1C		60	3C	
29	1D		61	3D	
30	1E		62	3E	
31	1F		63	3F	

P800
HW Interrupt

LEV	IR	DEV	LEV	IR	DEV
0	00	PWF	32	20	BIOD x1
1	01	LKM	33	21	
2	02	RTC	34	22	
3	03	FPP	35	23	
4	04	PR20	36	24	
5	05	PP30	37	25	
6	06	TY10	38	26	
7	07	CP	39	27	
8	08	MCU3 V24	40	28	
9	09	DY17	41	29	
10	0A	SLCU2 RX	42	2A	
11	0B	SLCU2 TX	43	2B	
12	0C		44	2C	
13	0D	AMA8	45	2D	
14	0E	MCU3 PTP (Prom)	46	2E	
15	0F	MCU3 PTR	47	2F	MMU
16	10	CDD x2	48	30	
17	11	FD x3	49	31	
18	12		50	32	
19	13	MT x4	51	33	
20	14	TK x5	52	34	
21	15	CR06	53	35	
22	16		54	36	
23	17		55	37	
24	18	LP01	56	38	
25	19	ALCU4 RX1,	57	39	
26	1A	ALCU4 TX1	58	3A	
27	1B	ALCU4 RX2	59	3B	
28	1C	ALCU4 TX2	60	3C	
29	1D		61	3D	
30	1E		62	3E	
31	1F		63	3F	NWI

P800
HW Interrupt

IOP

CC

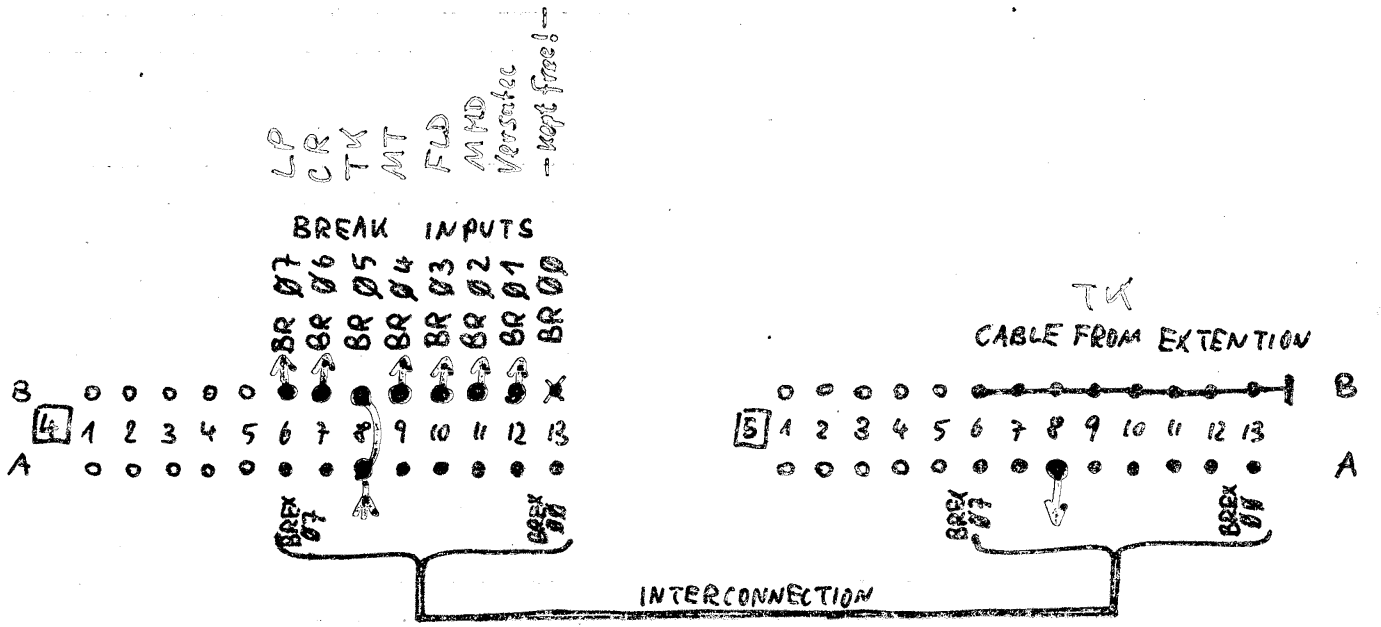
LP
CR
TK
MT
FLD
MMD
Versatec
- kept free! -
BREAK INPUTS
BR 07
BR 06
BR 05
BR 04
BR 03
BR 02
BR 01
BR 00
B
A
4
5
1 2 3 4 5 6 7 8 9 10 11 12 13
BREAK 07
BREAK 00
TK
CABLE FROM EXTENTION
INTERCONNECTION

IOP

Bressler

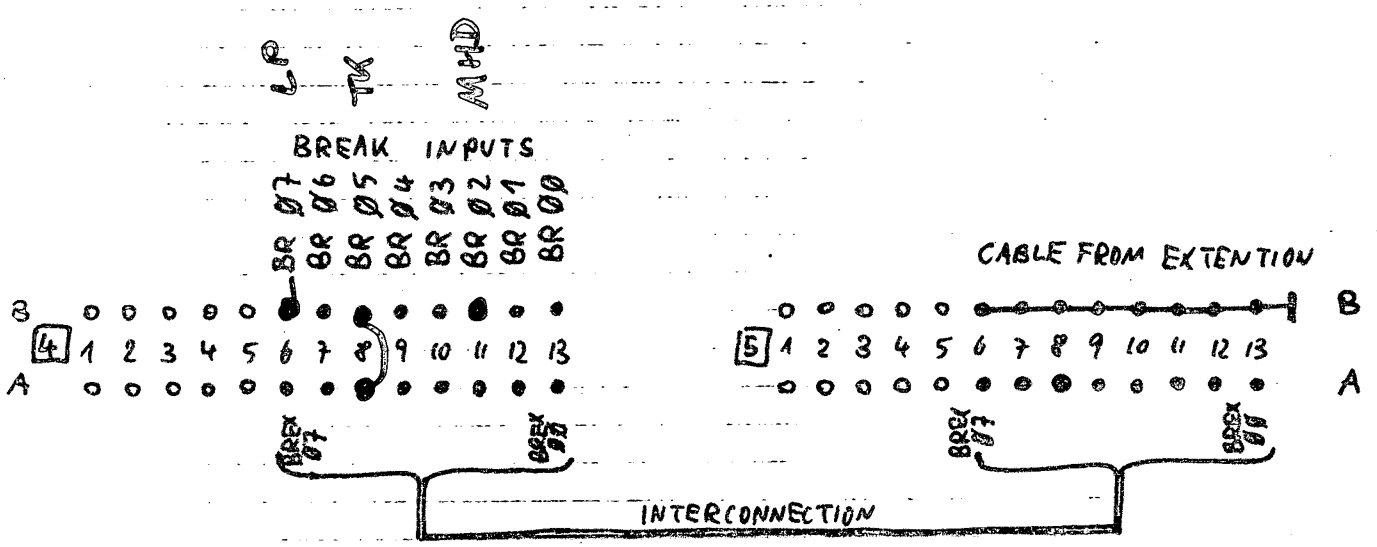

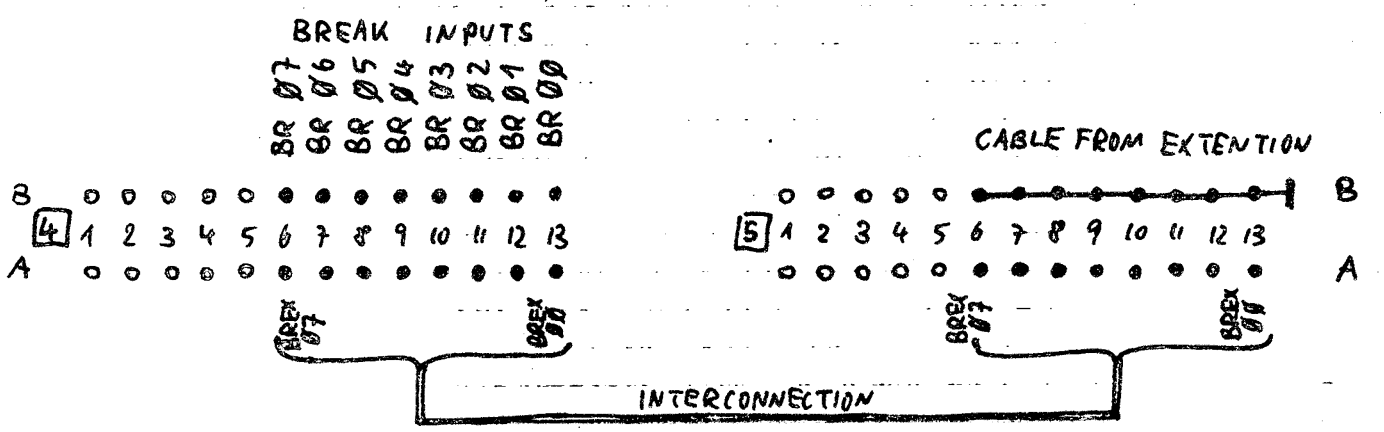
BREAK INPUTS
Ø7 Ø6 Ø5 Ø4 Ø3 Ø2 Ø1 Ø0
BR BR BR BR BR BR BR BR
CABLE FROM EXTENTION
B
A
4
5
1 2 3 4 5 6 7 8 9 10 11 12 13
BREX Ø7
BREX Ø0
INTERCONNECTION

IOP

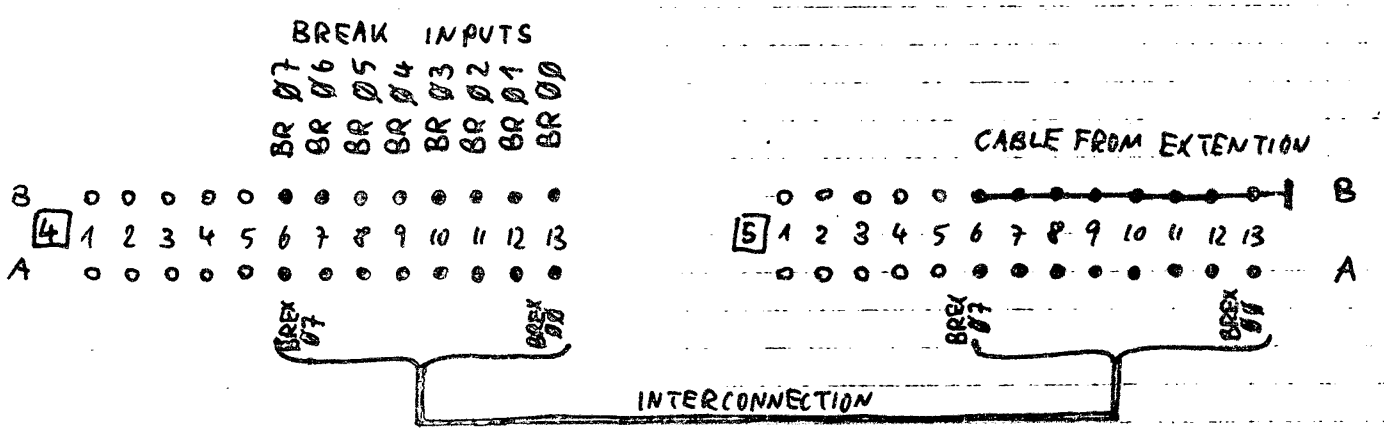
BREAK INPUTS
BR Ø7
BR Ø6
BR Ø5
BR Ø4
BR Ø3
BR Ø2
BR Ø1
BR Ø0
B
4
A
1 2 3 4 5 6 7 8 9 10 11 12 13
BREX Ø7
BREX Ø0
CABLE FROM EXTENTION
5
INTERCONNECTION

IOP

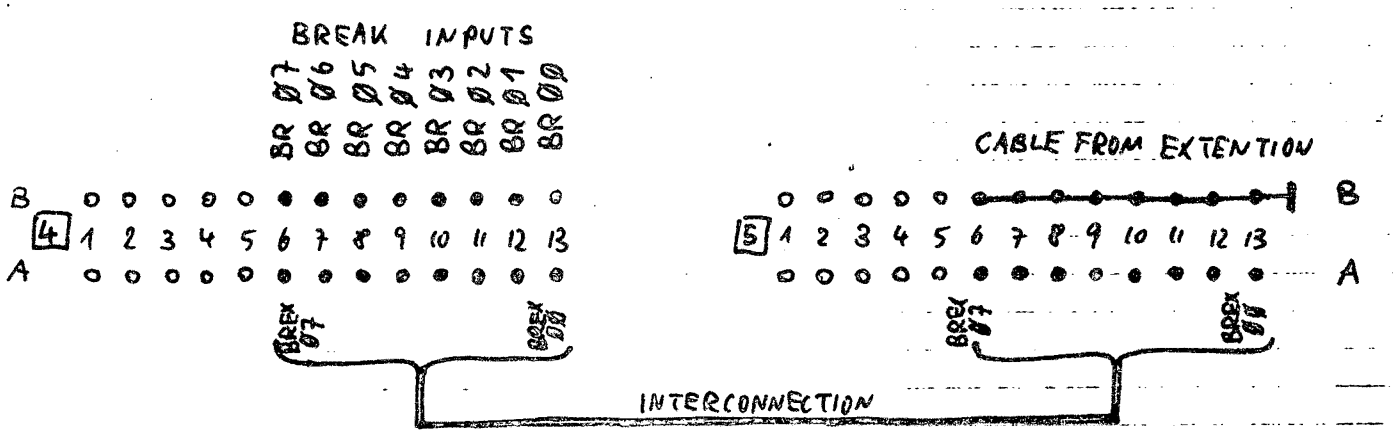
BREAK INPUTS
BR Ø7
BR Ø6
BR Ø5
BR Ø4
BR Ø3
BR Ø2
BR Ø1
BR Ø0
B
A
4
5
1 2 3 4 5 6 7 8 9 10 11 12 13
CABLE FROM EXTENTION
BREX Ø7
BREX Ø0
INTERCONNECTION





M2



P857

9.80 v.A.

M5

Brenler

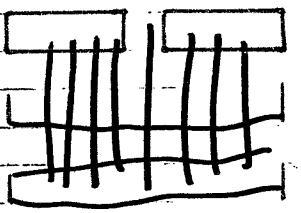

1	IR V24	CPU	
2		MMU	
3		FPP	
4		M32 0-64 E	
5		M32 0-64 O	
6		M16 64-96 E	
7		M16 64-96 O	
8		~~M16 96-112~~ *	BREAK E TK
9		M16 96-112 X	
10		PRTC	
11			
12	(CR)	MCU2	LP
13			
14			
15			
16			
17	MHD Ø	• CDD	MHD 1



IOB IOM

TK

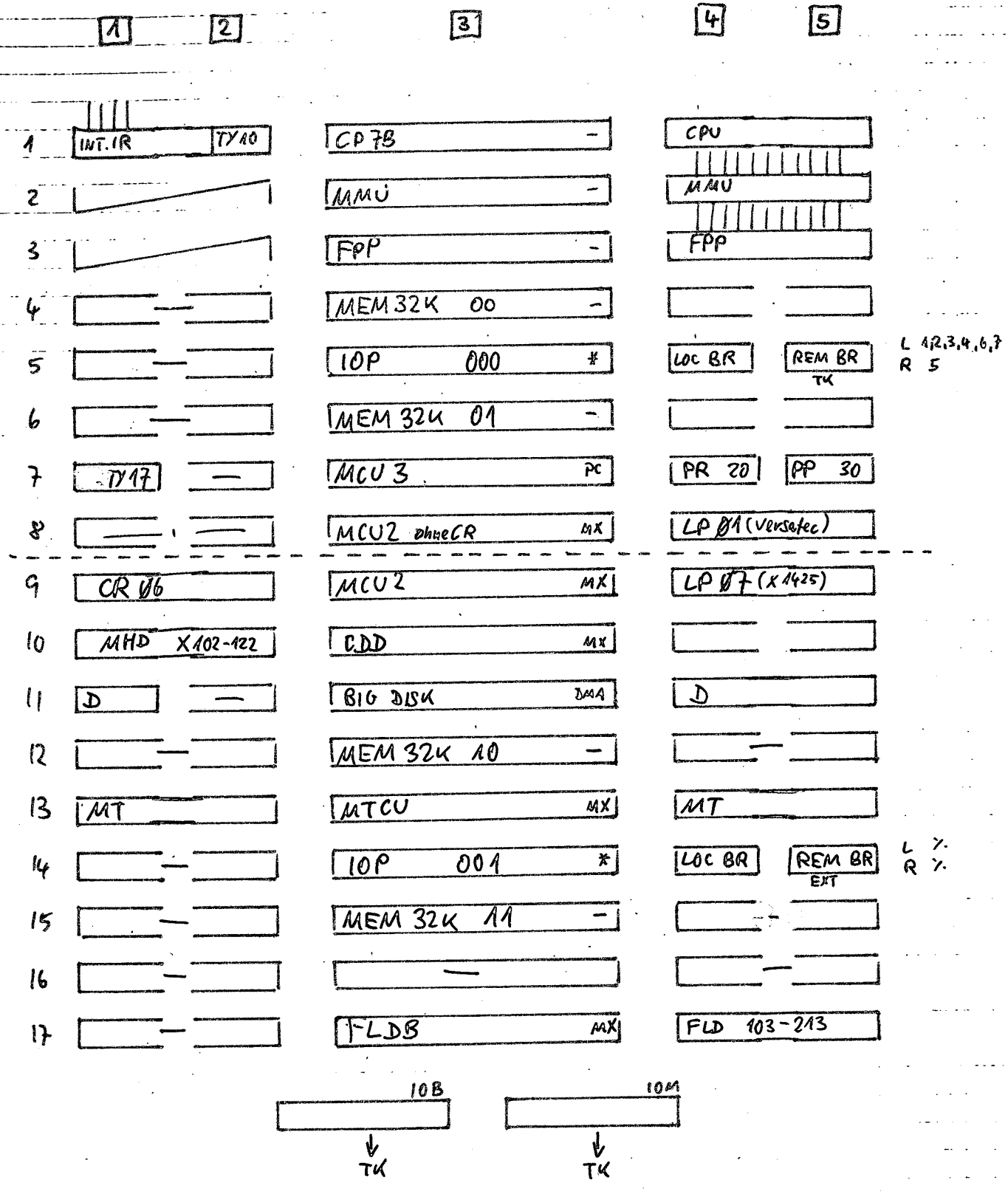

P857

M5

9.80 v.A.

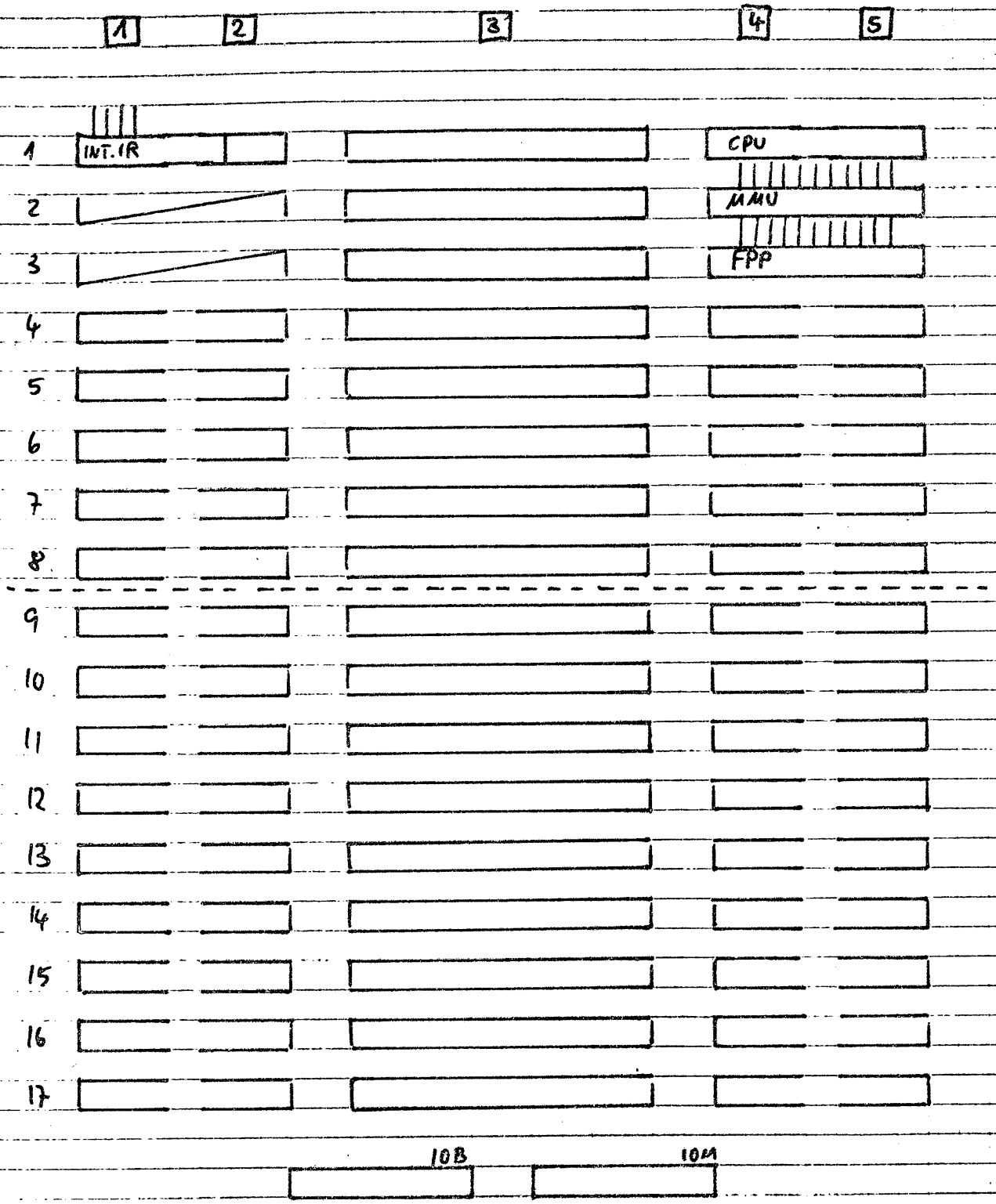

P857

M5

9.80 v.A.



P857

M5

9.80 v.A.



P857

M5

9.80 v.A.



P857

M5

9.80 v.A.



P857

M5

9.80 v.A.



P857

M5

9.80 v.A.

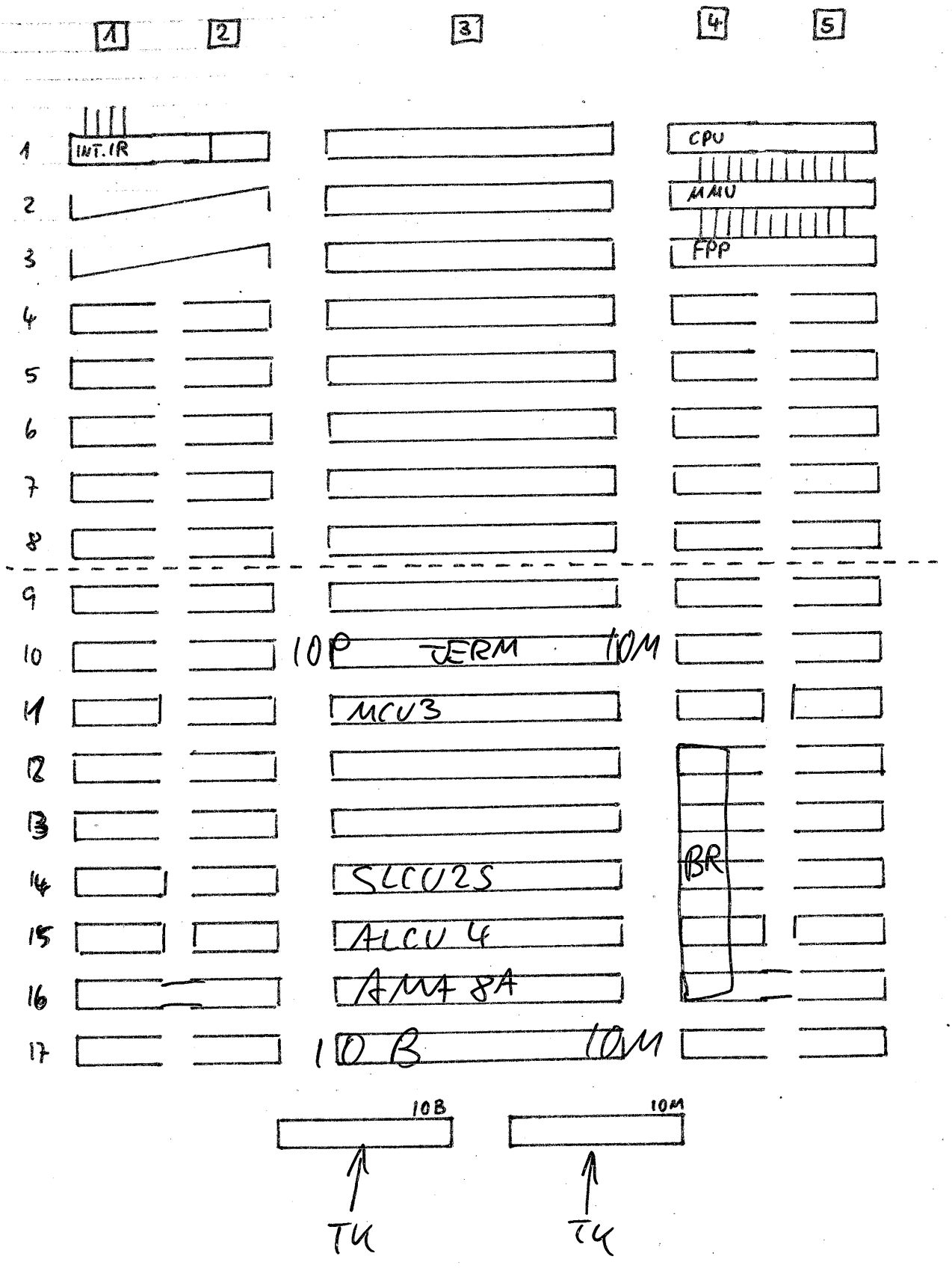

P857

M5

9.80 v.A.

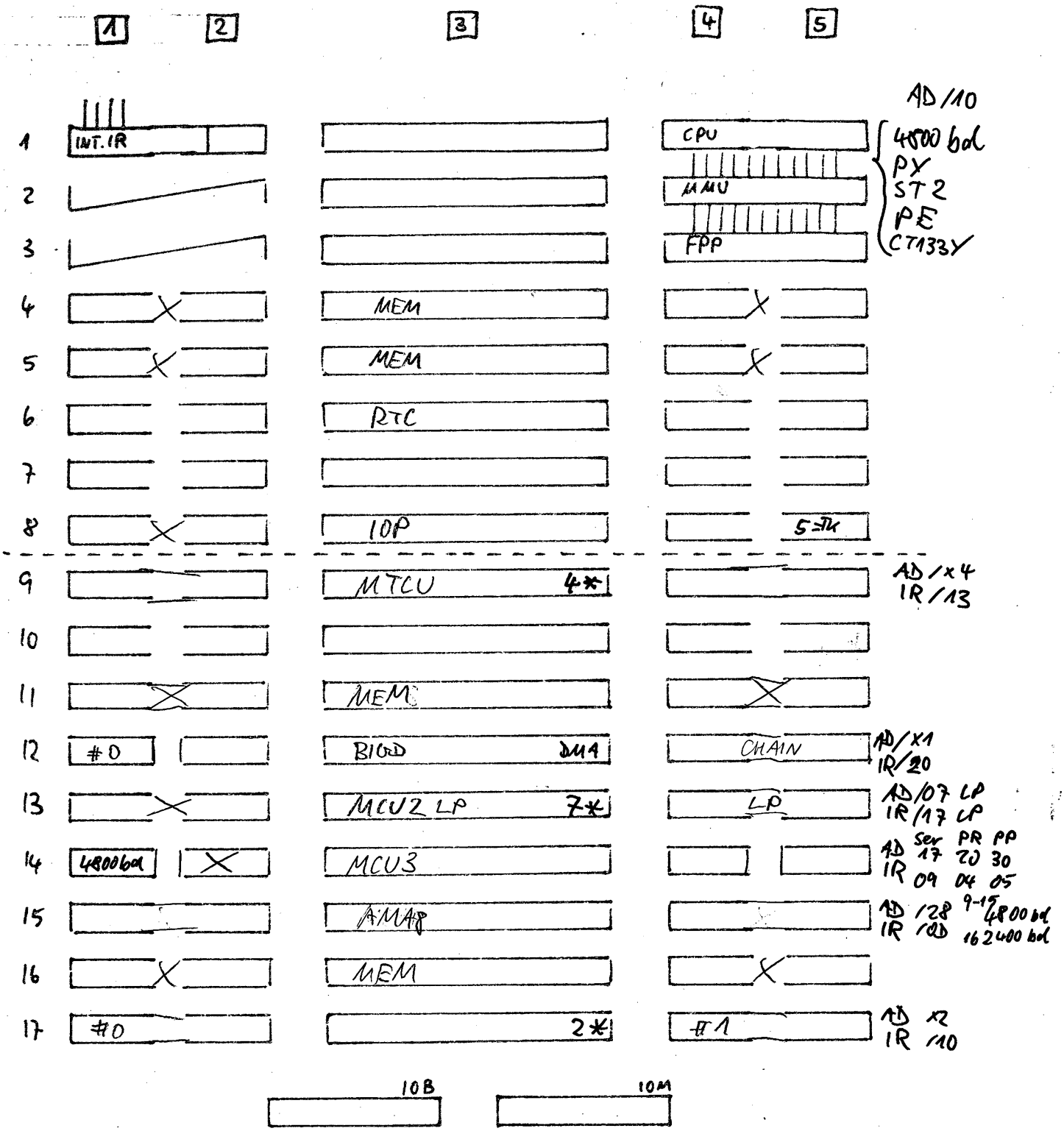

P857

M5

9.80 v.A.



P857

M5

9.80 v.A.

TIP

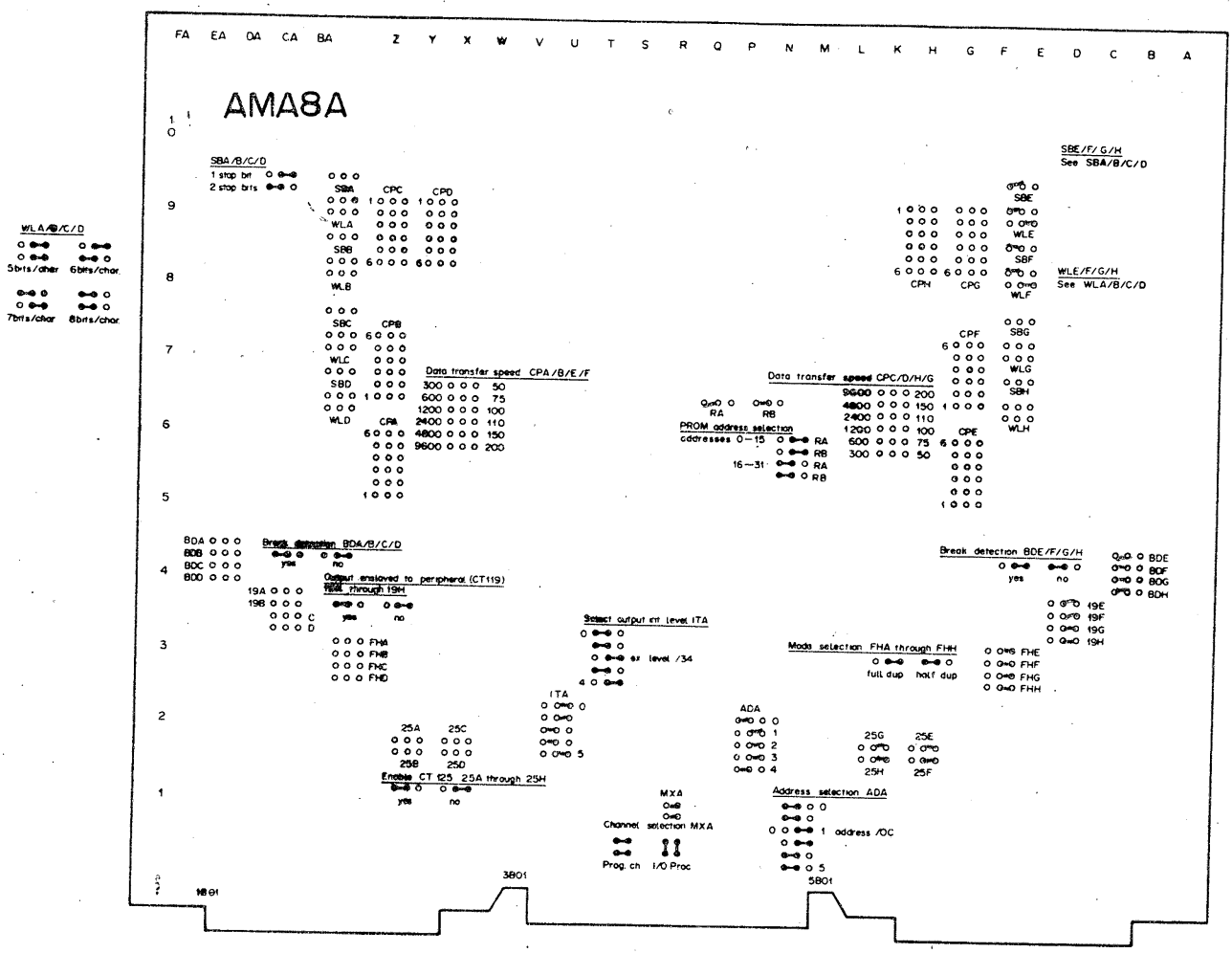

Figure 3-2 Connector and 'U' Link Positions

AMA8 CC

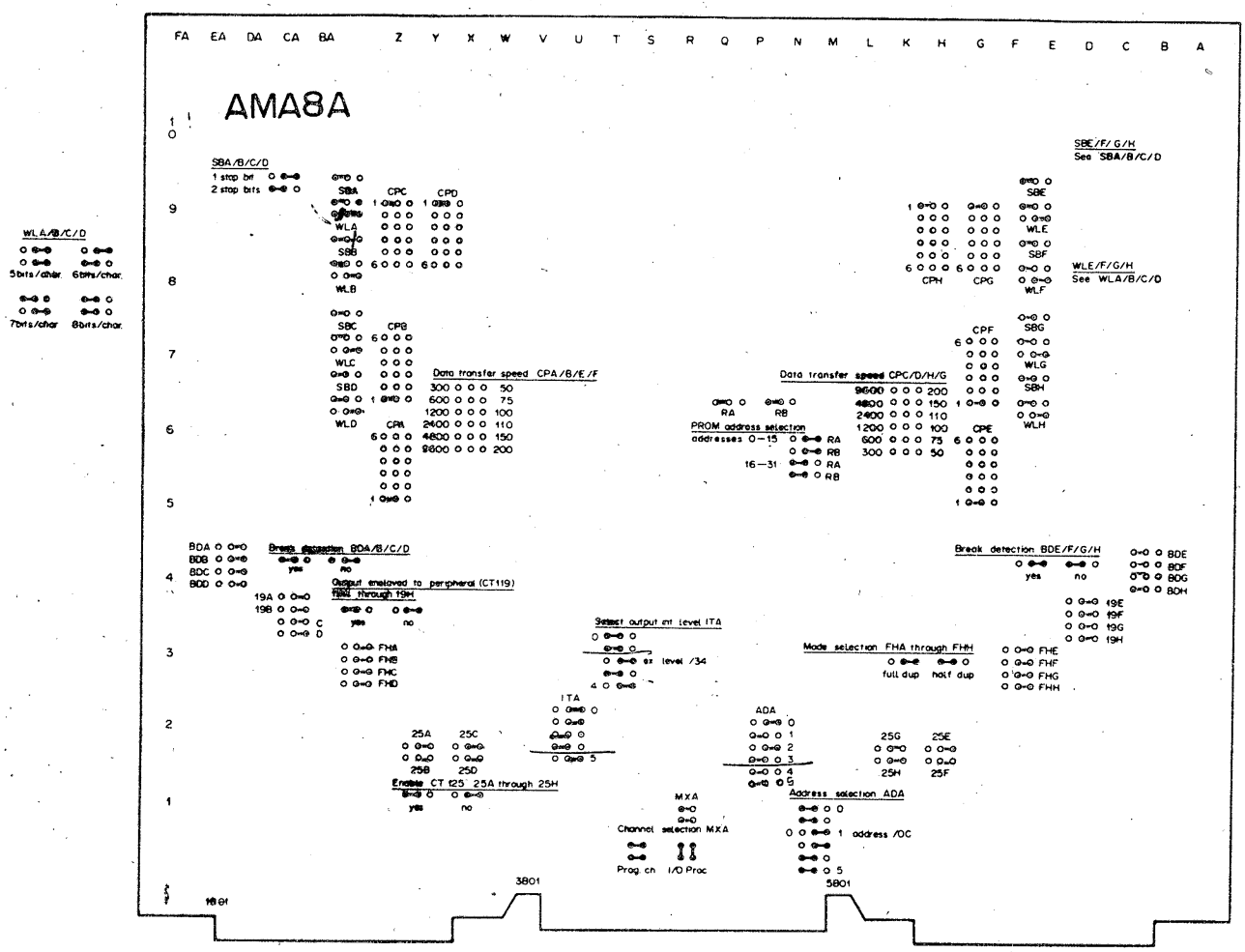

Figure 3-2 Connector and 'U' Link Positions